

# Close Reading Printable Pack



*Lit Mama Homeschool* 

I'm so glad you downloaded this Close Reading Printable Pack. The pages included will help you examine a book more closely and get more out of reading! Here's what you'll find inside:

## Notebooking

These pages can be used for many projects from writing a book report to keeping track of the story, characters, or settings as you read. How you choose to use the is entirely up to you.

## Making Connections

These pages are to help you find common ground between what you are reading and your own experiences. Once you have found commonality, you can better understand the story, even if it's about something you've never experienced yourself.

## Characterization

Use the Characterization pages to keep track of the characters in your book and to learn to gather more information from the characters than you thought possible.

## Setting

The Setting pages will help you keep track of the settings in the book and how they help the plot

## Finding Themes

The theme of a book is the underlying idea or insight that runs throughout the book. Usually the theme is not stated outright, but implied through character actions and plot events. These pages will help you find the book's theme and give you a better understanding of what the author is trying to convey with the story.

# Literature Notebooking



Book Title

Author

Publisher

Publishing Date

Main Character

---

---

---

---

---

---

---

---

---

---

---

---

---

---

---

---

---

---

---

---

---

---

---

---

---

---

---

---

---

---

---





# Make Connections

When you read, you make connections by drawing on your own prior experience and knowledge. Making connections can help you imagine a scene better and understand the story better. Fill out this worksheet to show the connections you're making as you read.

Describe the scene: \_\_\_\_\_

---

---

---

---

---

---

---

---

Do you know anyone like the character in the scene? Who: \_\_\_\_\_

---

What emotions or opinions are expressed in the scene: \_\_\_\_\_

---

How is the character's background similar to or different from your own: \_\_\_\_\_

---

What from your own experience does the scene remind you of: \_\_\_\_\_

---

---

---

---

---

---

---

---

What are the similarities in the scene and your memory: \_\_\_\_\_

---

---

---

---

What are the differences: \_\_\_\_\_

---

---

---

How does making this connection help you understand the story: \_\_\_\_\_

---

---

---


---

---

---

---

---



# Characterization

Characters are described by authors in many ways.

The author may use direct characterization to tell you what a character looks like or how he acts. For example, "Michael wore glasses over his big brown eyes."

The author may use indirect characterization to show you what the character is like by what he does. For example, "Michael pushed his glasses back up on his nose as he gripped his pencil."

Another type of indirect characterization is to describe the character through his dialog. For example, "Give me back my glasses," Michael shouted, "I can't see without them!"

Fill out these pages to get to know the characters as well as you can. Print out multiple copies of the second page and fill one out for each character.

Main Character \_\_\_\_\_

Secondary Characters \_\_\_\_\_

\_\_\_\_\_

\_\_\_\_\_

Minor Characters \_\_\_\_\_

\_\_\_\_\_

\_\_\_\_\_

\_\_\_\_\_

Character name: \_\_\_\_\_

Physical description: \_\_\_\_\_

\_\_\_\_\_

Personality description: \_\_\_\_\_

\_\_\_\_\_

Character's habits: \_\_\_\_\_

\_\_\_\_\_

Interesting thing Characters says/said: \_\_\_\_\_

\_\_\_\_\_

A conflict the character has: \_\_\_\_\_

\_\_\_\_\_

Example of direct characterization: \_\_\_\_\_

\_\_\_\_\_

Example of indirect characterization: \_\_\_\_\_

\_\_\_\_\_

Example of characterization through dialog: \_\_\_\_\_

\_\_\_\_\_



# Setting

The setting (time and place in which it occurs) of a book gives you an environment in which to observe the characters. The setting can tell a lot about the characters. It can also contribute to the plot so much that it almost becomes a character itself. Think of the novel Robinson Crusoe, in which Crusoe is the only character for much of the book. The island he lives on is almost a character itself, because so much of the book focuses on it. Setting can also establish the mood of a story. A haunted house definitely sets the tone for a spooky tale. Finally, the setting can symbolize something, such as the house in Little House in the Big Woods symbolizing freedom and new opportunity. Fill out these pages to better understand the settings of the book as you read. Print out multiple copies of the second page to fill out for each setting in the book.

Main Setting: \_\_\_\_\_

Time Period: \_\_\_\_\_

Minor Settings:

---

---

---


---

---

---

---

---



Setting: \_\_\_\_\_

Physical description: \_\_\_\_\_

---

---

---

---

What does the setting tell you about the characters: \_\_\_\_\_

---

---

---

---

---

How does this setting set a mood for the story: \_\_\_\_\_

---

---

---

---

---

---

---

How does this setting help move the plot along: \_\_\_\_\_

---

---

---

---

---

---

---

# Theme

The theme of a book is the main idea or message you can find in it to apply to your own life. Books usually have one main theme, but they can also have one or more other themes. Here are some common themes found in books:

Courage, acceptance, loyalty, kindness, compassion, cooperation, honesty, family, and the common human experience  
The theme can be any or all of these things or it can be something else entirely. Think about the kinds of themes your book has and fill out this chart.

Theme	Details from book that support the theme

# Finding the theme

If you're having trouble finding the theme, answer these questions to help you.

Is there a conflict (or problem that has to be solved) in the story? If so, what is it? \_\_\_\_\_

---

---

---

What is a lesson the main character learned? \_\_\_\_\_

---

---

---

Think about the themes listed on the previous page. Do any of them apply to the lesson learned  
By the character? Which one? \_\_\_\_\_

---


---

---

---

---

---



Thank you for downloading this printable pack! I hope you enjoyed it and learned something by using it. Be sure to check out my other free printables and mini-units at [Lit Mama Homeschool](http://LitMamaHomeschool.com).



**Copyright © KT Brison 2016**

**Home educators and parents who have purchased this ebook may print the material and use it as they wish, but it is illegal to copy, sell, or reproduce it for financial gain or in a public forum without permission.**

**If you are interested in *Lit Looking Glass Novel Studies* or other unit studies from Lit Mama Homeschool, click on the link below to go to my Lit Looking Glass Shop.**

