

Learn About



Rivers





River Science

A River is a large stream of fresh water. Rivers form when rainwater from mountains and hills collects in a watershed. A watershed is a valley that has lots of little streams. Eventually the streams overflow, run together, and form rivers. Those rivers flow into each other to make larger rivers which eventually flow into lakes or oceans. There, the water evaporates into the air to become clouds which rain down and start the process all over again.

The river channel is the groove in which the river flows. The bottom of the channel is called the bed, the beginning of the channel is called the head, and the end of the channel where the river meets the ocean or a lake is called the mouth. The current is how fast and powerful the river is. When you're talking about the direction of the current, upstream means the direction coming from the head and downstream is the direction going toward the mouth. The edges where the land meets the river are called the banks.

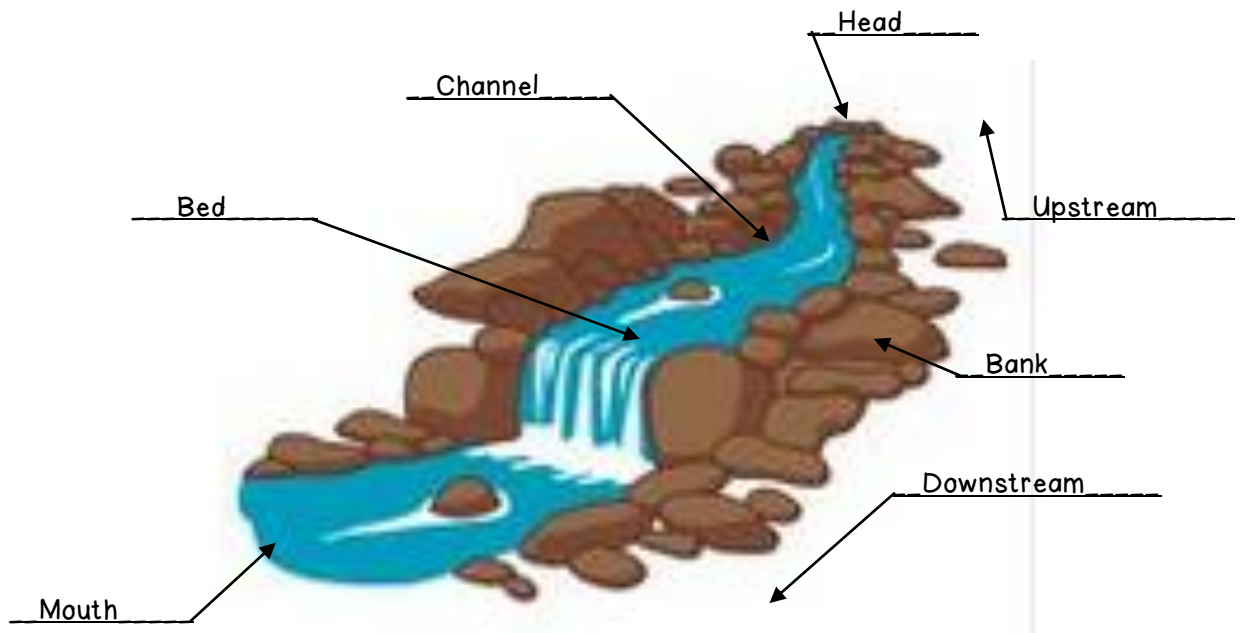
The longest river in the world is the Nile River in Africa. The river that carries the most water (and is also second longest in the world) is the Amazon River in South America. The longest river in the United States is the Missouri River.

Rivers are mostly composed of freshwater, which is water without any salt in it. 65% of the Earth's drinking water comes from rivers. We also get food, energy, and transportation from rivers.

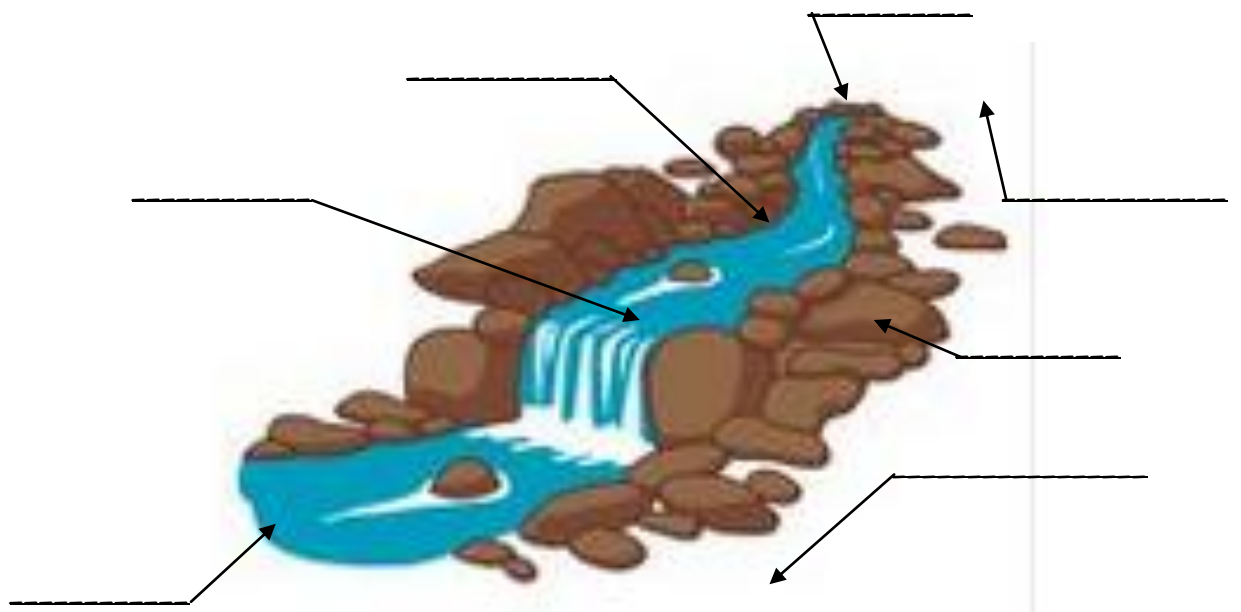
Lots of different creatures live in or near rivers. Many fish species, such as trout, salmon, catfish, and carp are found in rivers. Large aquatic animals such as crocodiles, alligators, and hippopotami live near or in rivers. Frogs, toads, and turtles make their homes in or close to rivers, and ducks, egrets, cranes and other birds nest near rivers. Insects that live or lay eggs in rivers provide a much-needed food source for many river animals. Rivers also provide a water source for many land animals.

All rivers are unique, but they all provide important resources to the animals of Earth. We can protect them by being careful with our own carbon footprint—that's the amount of pollution we cause on the planet.

Parts of a River

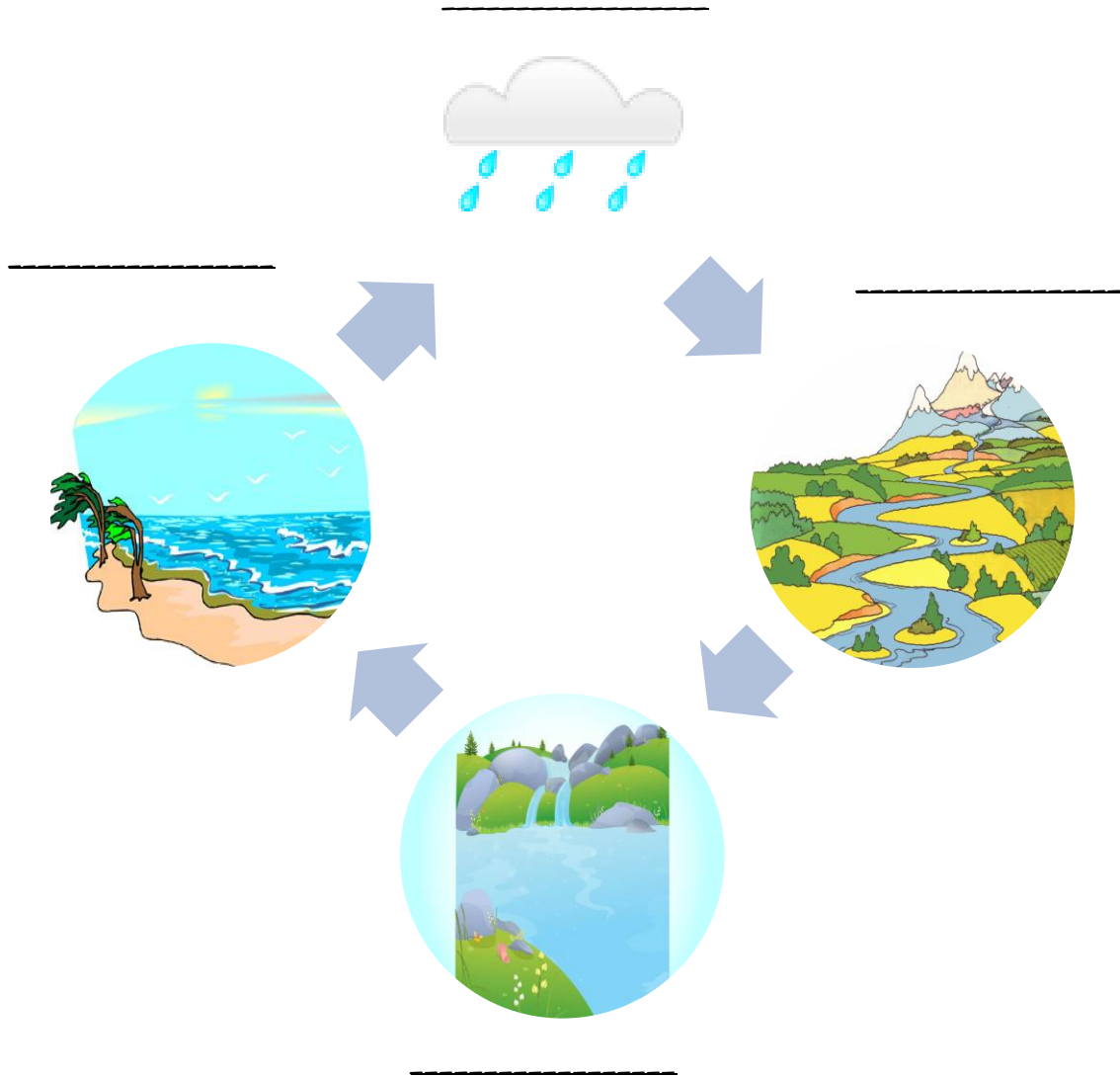


Parts of a River



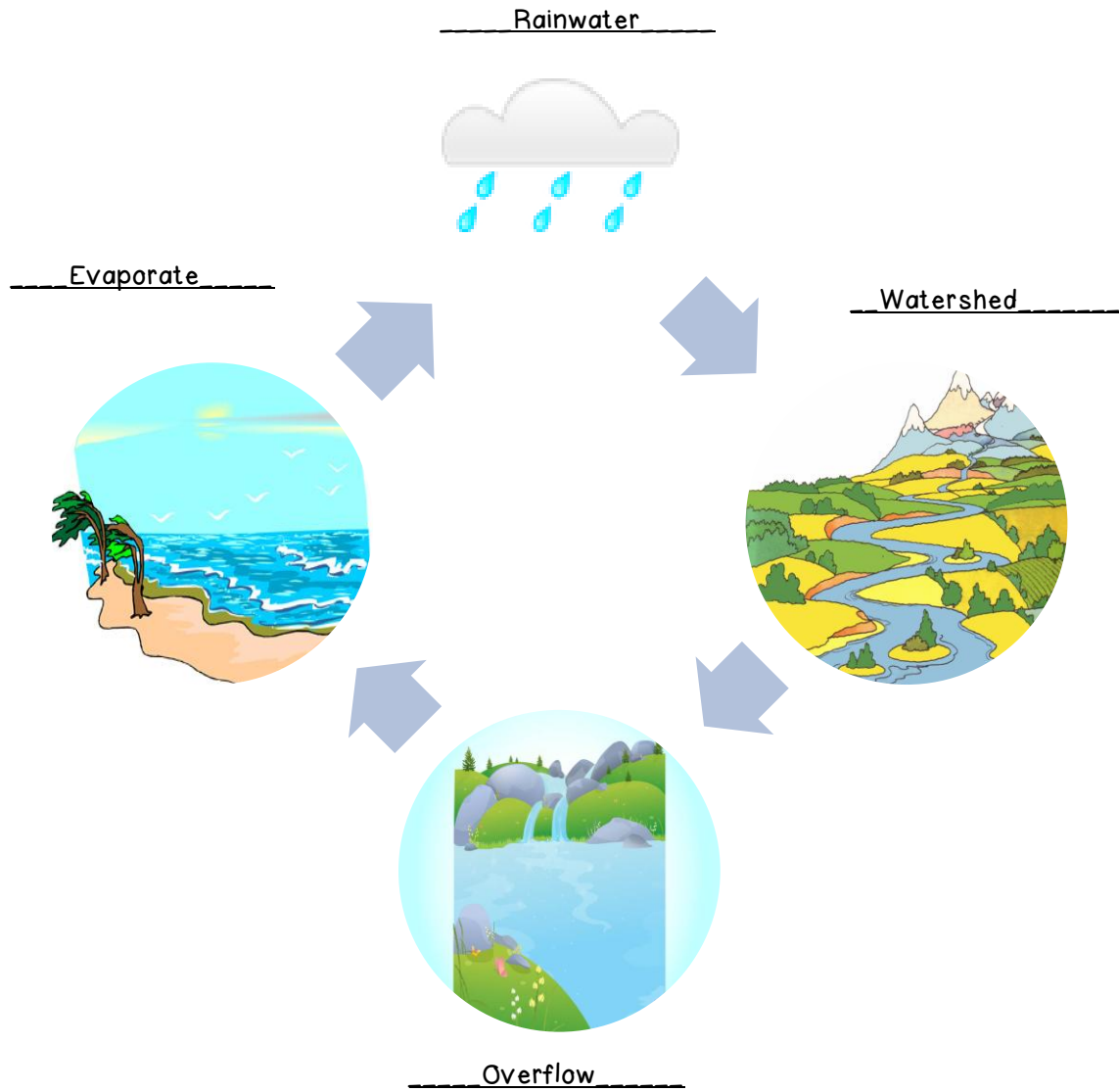
Water Cycle

Fill in the Water Cycle with the word that describes each part of the water cycle




Water Cycle

Answer Key



River Science Crossword



Across

4. the end of a river where it meets an ocean or lake
7. large stream of fresh water
10. when water turns from liquid to vapor
12. the bottom of the river channel
13. river that carries the most water
14. when streams get too full and run together to become rivers
15. current coming from the head of a river
16. falls from clouds to form rivers in mountains and hills
17. a valley that has lots of little streams

Down

1. current moving towards the mouth of a river
2. how fast and powerful a river is
3. the groove in which the river flows
5. water that doesn't have salt in it
6. longest river in the world
8. the beginning of a river
9. the amount of pollution a person causes
11. longest river in U.S.

Word Bank

AMAZON	BANK	BED
CARBON FOOTPRINT	CHANNEL	CURRENT
DOWNSTREAM	EVAPORATE	FRESHWATER
HEAD	MISSOURI	MOUTH
NILE	OVERFLOW	RAINWATER
RIVER	UPSTREAM	WATERSHED

River Science Wordsearch

D N I L E I F U P G F B S I V
A H D I X K V R C M C A E Z G
E S T O D E H S R E T A W D R
H H F U W M I S S O U R I A K
C A R B O N F O O T P R I N T
Y J E Q C M S B G A V N A W F
O I S T H H G T M T W B M O H
C B H C A T A A R A V A X L G
U M W I P R Z N T E E Y M F C
R Y A E G O O E N R A Z F R U
R H T G N M R P T E D M C E O
E M E O X K P S A L L S Q V D
N M R X G U P R E V I R A O T
T P P V H U M P Y O E Z M C V
F X Y L G F V P S P V K B H V

AMAZON

CARBON FOOTPRINT

DOWNSTREAM

HEAD

NILE

RIVER

BANK

CHANNEL

EVAPORATE

MISSOURI

OVERFLOW

UPSTREAM

BED

CURRENT

FRESHWATER

MOUTH

RAINWATER

WATERSHED

Thank you so much for downloading this Learn About Rivers printable! I truly appreciate your support and encouragement and hope this printable helps you with teaching your children all about rivers.

Like What You See Here?

Check out my low-cost novel studies available for purchase!

[Lit Looking Glass Novel Studies](#)

Click on the link below to go to my Lit Looking Glass Shop.



Need help picking the perfect novels for your homeschool?

[Choosing the Perfect Fiction Books for Your Homeschool Year](#)

Click on the link below to find out more.



Copyright © KT Brison 2017

Home educators and parents who have purchased this ebook may print the material and use it as they wish, but it is illegal to copy, sell, or reproduce it for financial gain or in a public forum without permission.

